

## Port of Kimberling SpeedyDock App Quick Start Guide

SpeedyDock is an app designed to make it easier to request your boat out of dry stack. Using the app, you can schedule your boat to go on the service rack or in the water at any point in the future (must be at least 1 hour away). Once you're done and would like your boat put away, simply open the app and click the Retrieval and we'll put it away at the next available time.

### Registering your account

Port of Kimberling has created an account for you in SpeedyDock with your boat information already attached to it. You only need to setup access to that account. You should receive an email asking you to register.

- Click on the link in the registration email you receive
- Create your username and password

The screenshot shows a mobile browser interface for the SpeedyDock website. The page title is 'Account Registration' with the subtitle 'Complete your account registration.' There are three input fields: 'Enter a New Username \*', 'Enter a Password \*', and 'Confirm Your Password \*'. Below the fields is a link to 'Terms of Use' and a blue 'REGISTER ACCOUNT' button. Red arrows from the adjacent text point to the username field, the password field, the confirmation password field, and the register button.

Create a unique username. If the field turns red, you'll need to choose a different username.

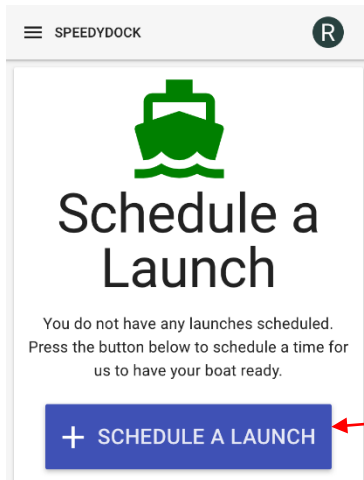
Passwords must have at least 1 capital Letter, 1 lower case letter and a number. If the top field turns red, it means you haven't complied with the password requirements. If the bottom field turns red, it means your confirmation password doesn't match your 1<sup>st</sup> password.

Click on Register Account when you're ready

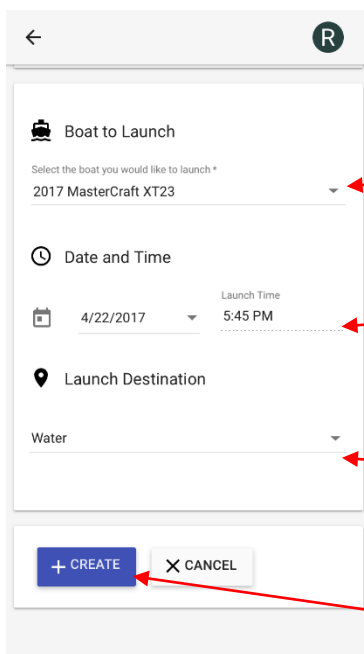
You may share your username and password with other members of your family. If you wish to grant access to your boat to someone but don't want them to have access to your account in SpeedyDock, we can set up an account for that authorized user and connect it to your boat. Please contact the marina office at (417)739-2314 if you would like this type of setup.

## Schedule A Launch

Scheduling a launch is easy in SpeedyDock. You can request to put your boat in the water or on a service rack. Simply open the app on your smartphone and the default home screen is pictured below.



Click to start scheduling your launch



Choose which boat you want to launch (if you have multiple boats in Dry Stack, you'll be able to select which one to launch from here).

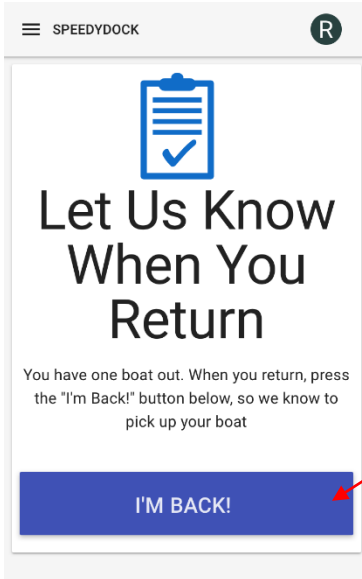
Choose the **date and time** you want the boat launched. The system will require at least 1 hour notice and will default to the next available launch time in our schedule.

Choose whether you want the boat put in the water or on a service rack.

Click "Create" when you have selected all of your options

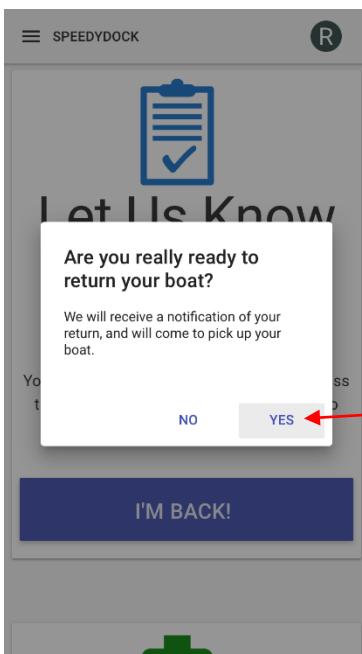
## Schedule your retrieval

A retrieval request is a request to have your boat put back inside the dry stack building at the end of the day or end of a weekend. A retrieval should be scheduled through the app once your boat is parked in our uncovered courtesy dock and the boat is ready to be put away (i.e. cover is on the boat, outrdrive is down and straight and bimini top/tower is folded when applicable).



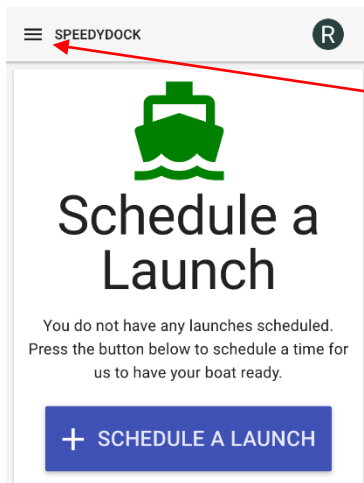
Click "I'm Back" when you are back and your boat is ready to be put away.

*Note: If you want to leave your boat out, please write it on the board on the leave out side. If you would rather write on the board to have your boat put away instead of using the app, that is fine as well.*

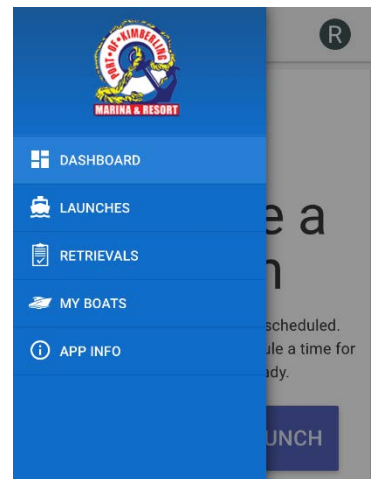


Click Yes to schedule the retrieval

## Other Options



Click here to access the menu options as seen to the right



Launches- Will show your launch history

Retrievals- Will show you your retrieval history

My Boats- Will show you your boat(s) that are available to be launched. If you need help differentiating your boats, please contact our office at (417)739-2314